

# **An Update on Arizona Overdose Trends & ADHS Actions**

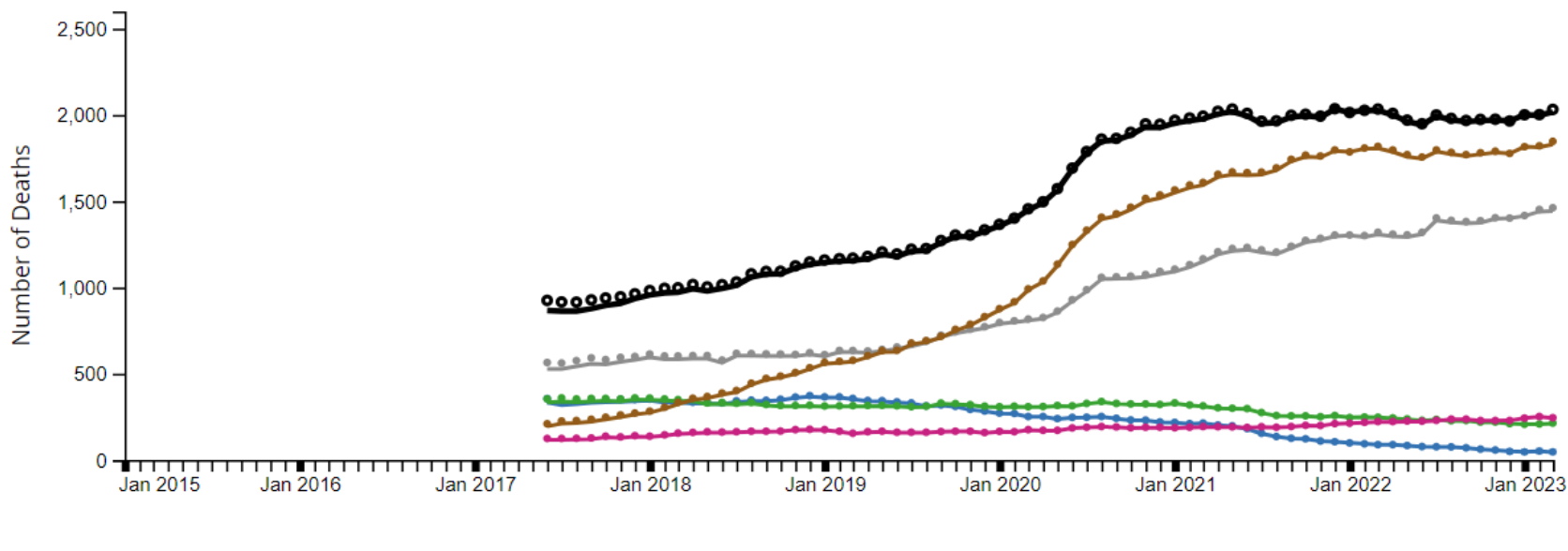
September 6, 2023

Sheila Sjolander, Deputy Director

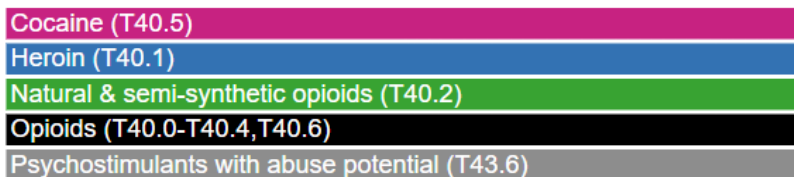


# CDC 12 Month-ending Provisional Drug Overdoses

Figure 2. 12 Month-ending Provisional Number of Drug Overdose Deaths by Drug or Drug Class:  
Arizona



## Legend for Drug or Drug Class



Synthetic opioids, excl. methadone (T40.4)

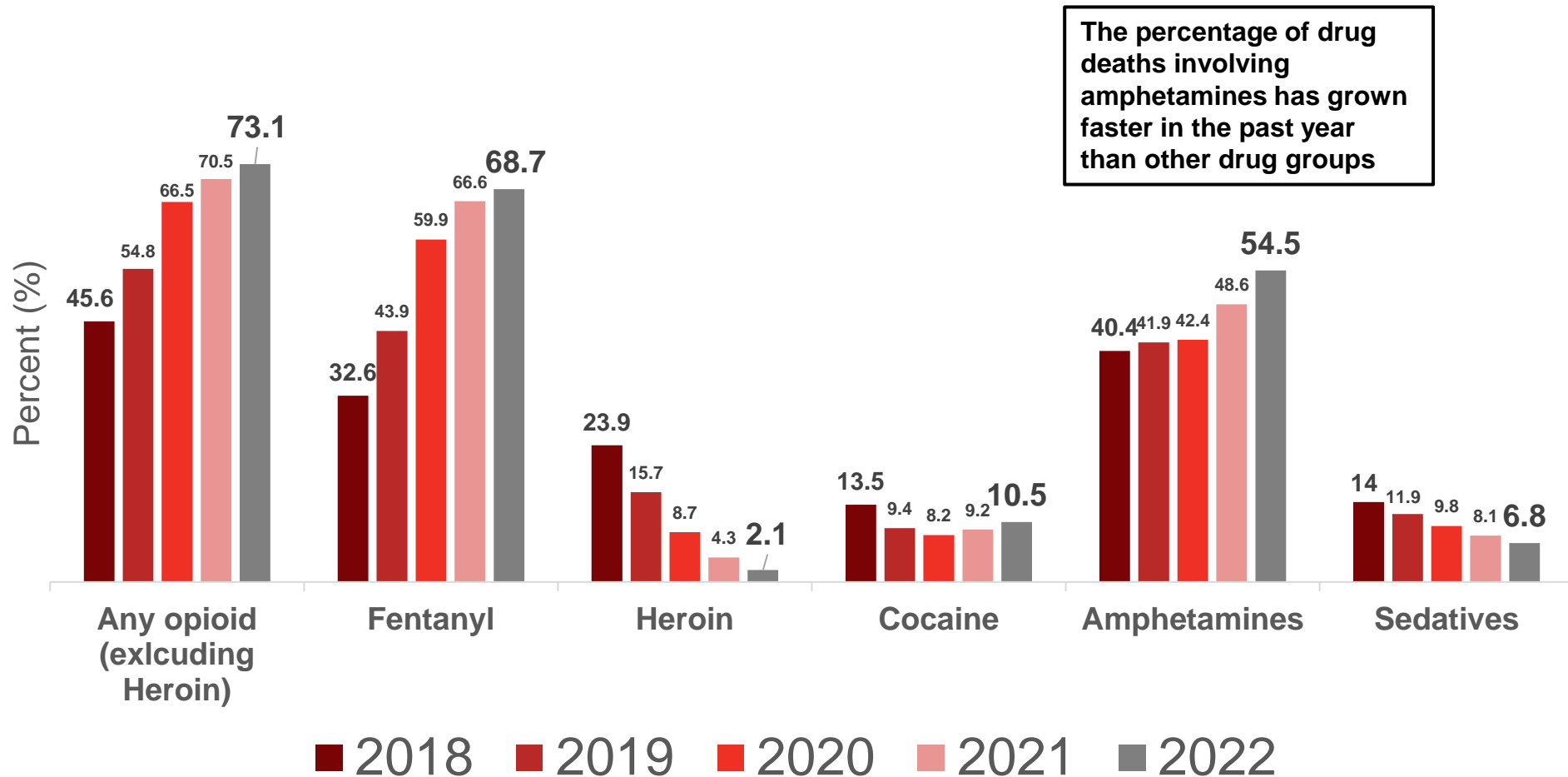
--- Reported Value

○ Predicted Value

In past 12 months, as of March 2023, 2783 overdose deaths  
2,017 deaths involving opioids  
1,443 deaths involving psychostimulants

Source: <https://www.cdc.gov/nchs/nvss/vsrr/drug-overdose-data.htm> (8/27/2023)

# Drugs Involved in All\* Accidental Drug Deaths, Arizona 2018-2022, Percentage of Deaths



\*Drug deaths include all Arizona deaths with manner of death as "ACCIDENT" and a drug in any cause of death field

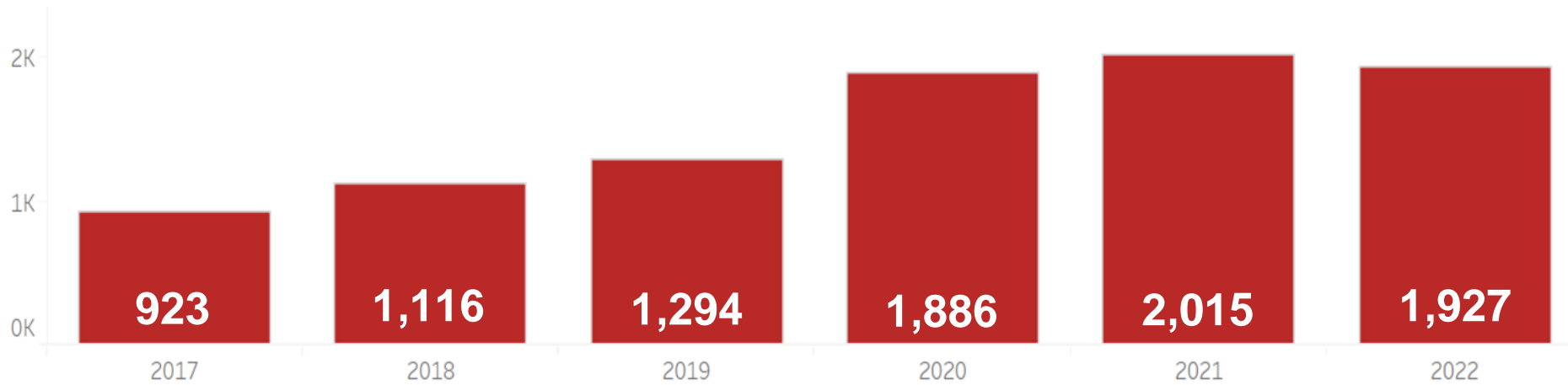
\*\*Drug deaths identified using ICD-10 codes and text queries from death certificates \*\*\* Some drug deaths may include multiple drugs as cause of death

Data source: Vital Records

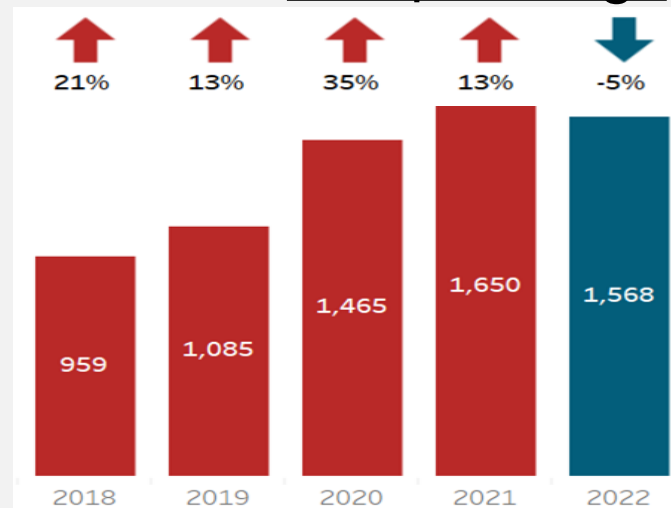
# Approximately **5 Arizonans a day** died from opioids in 2022

Opioid deaths in Arizona by year, All Years

*\*Data may not be complete for the last 4 months*

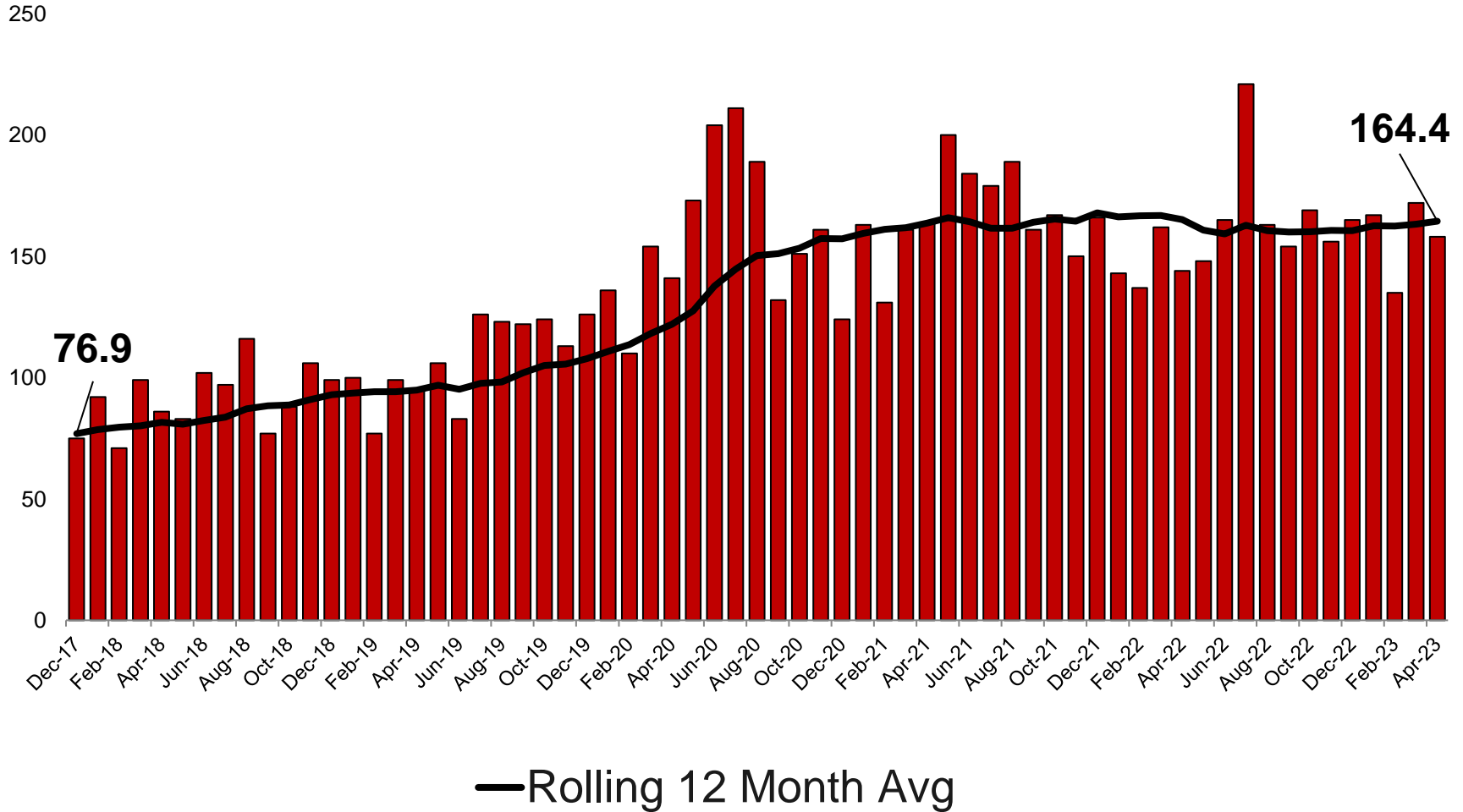


In 2022, 81% of opioid deaths involved multiple drugs



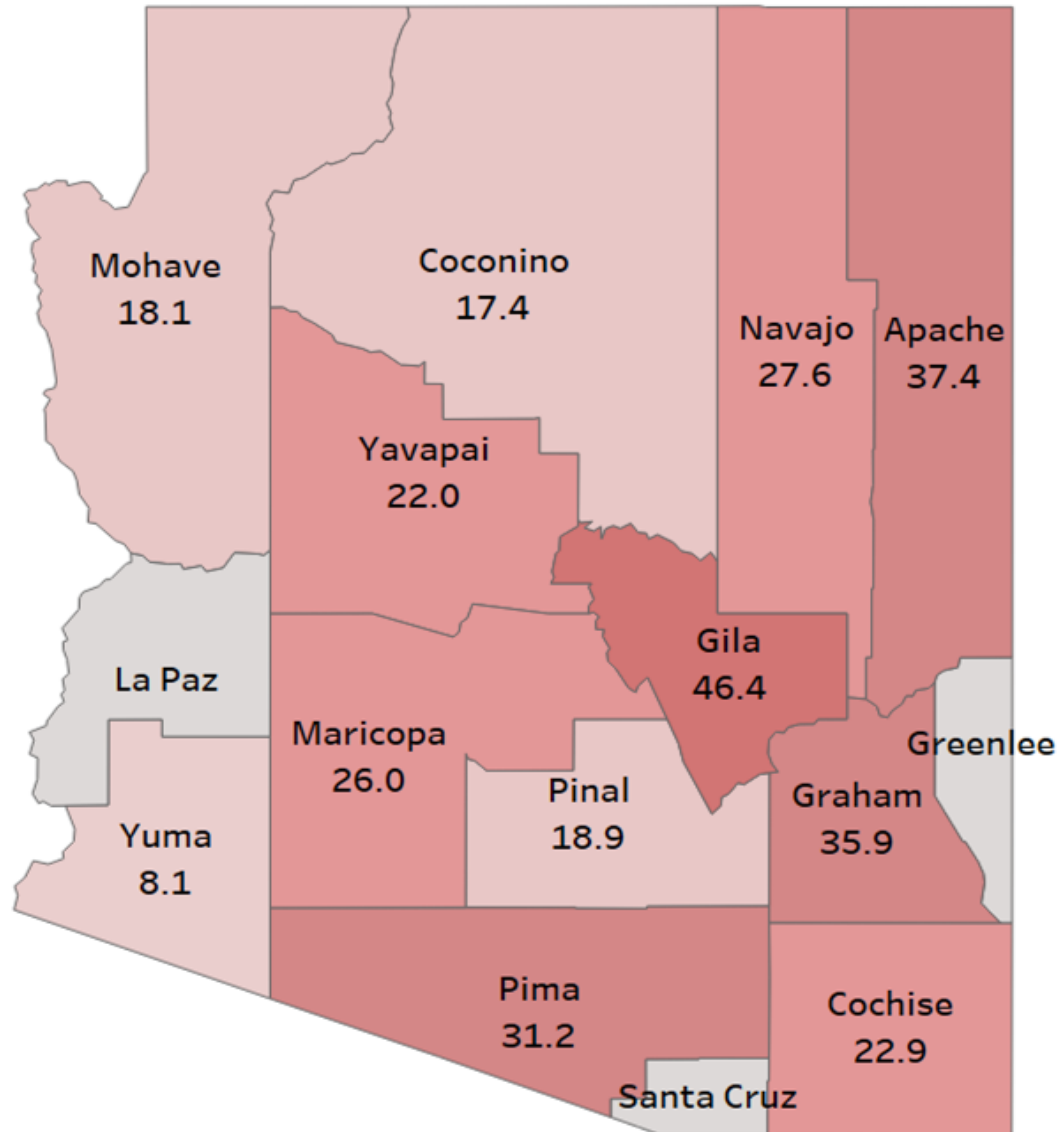
# The number of opioid overdose deaths may be **leveling off**

## Confirmed Opioid Deaths, Dec. 2017 – Apr. 2023 (~4 month delay)



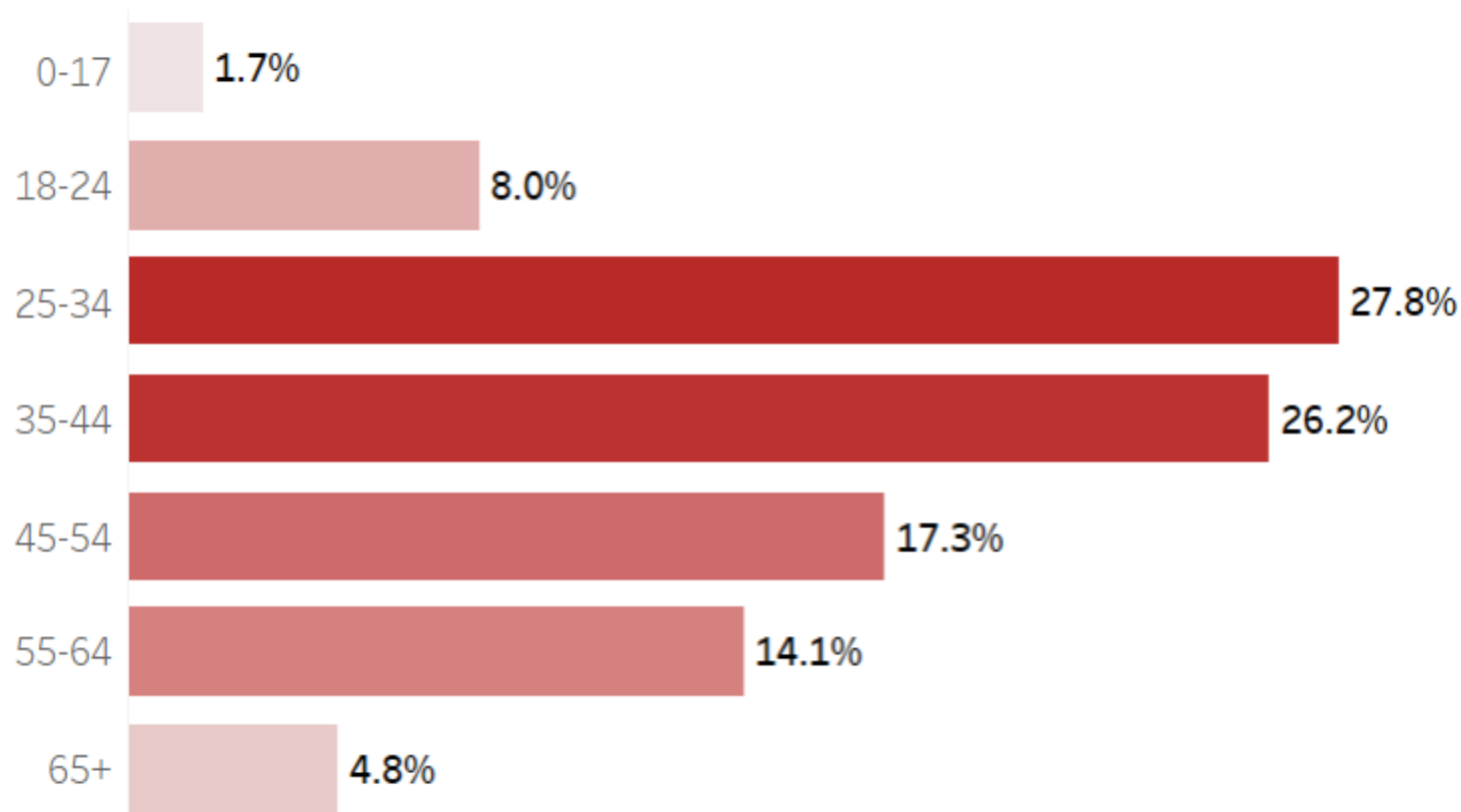
—Rolling 12 Month Avg

The rate of opioid deaths per 100,000 residents was highest in Gila, Apache, Graham, and Pima counties during 2022.




In 2022, over half of opioid deaths were among people aged 25-44.

The highest rate of fatalities occurred among 35-44 year-olds (55.2 per 100,000 population).

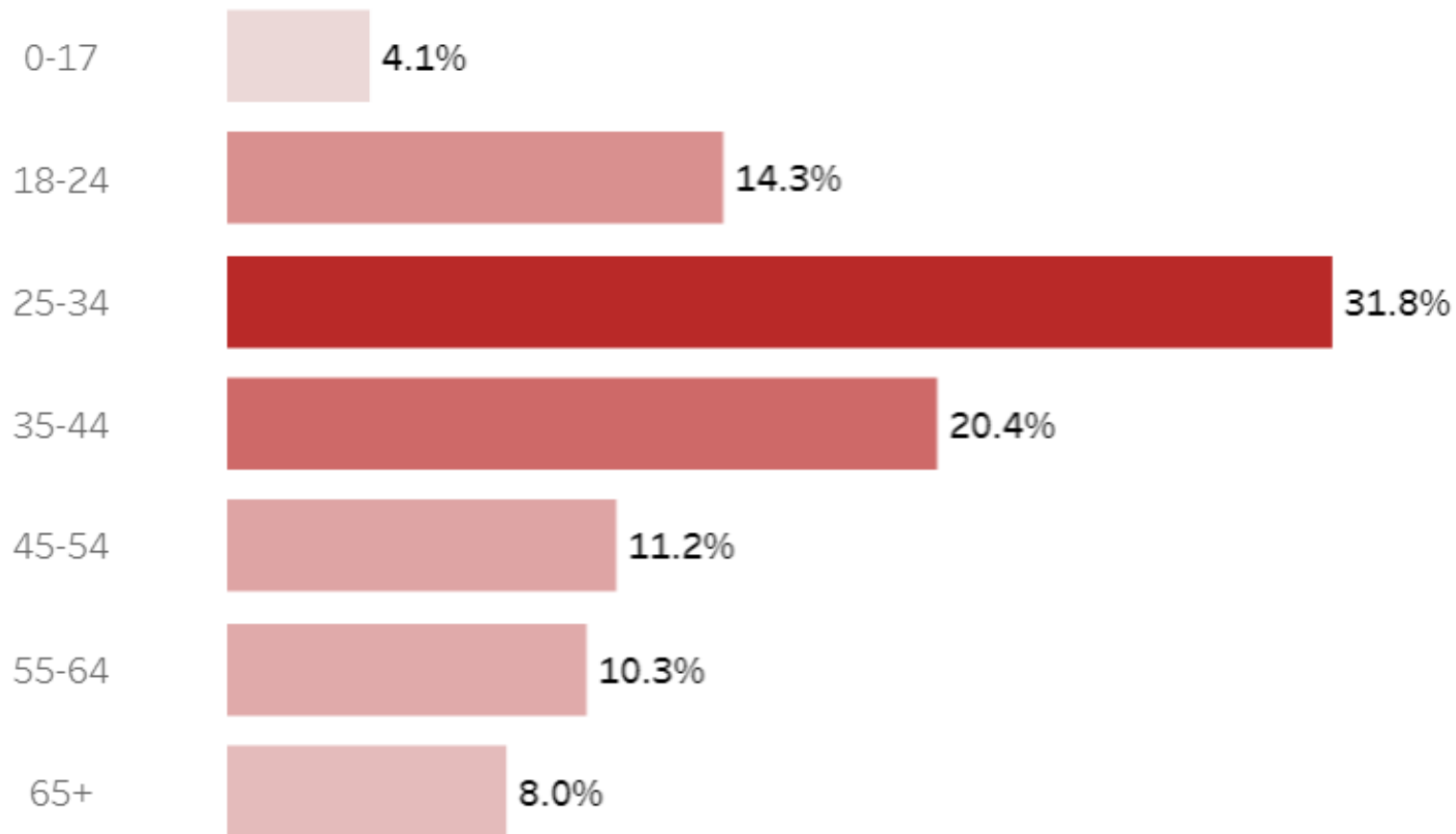


Males  
are  
 $\frac{3}{4}$   
of deaths



In 2022, two-thirds of verified [non-fatal opioid overdose events](#) were among people aged 18-44.

The highest rate of non-fatal opioid overdose events occurred among 25-34 year-olds at 105.5 per 100,000 population



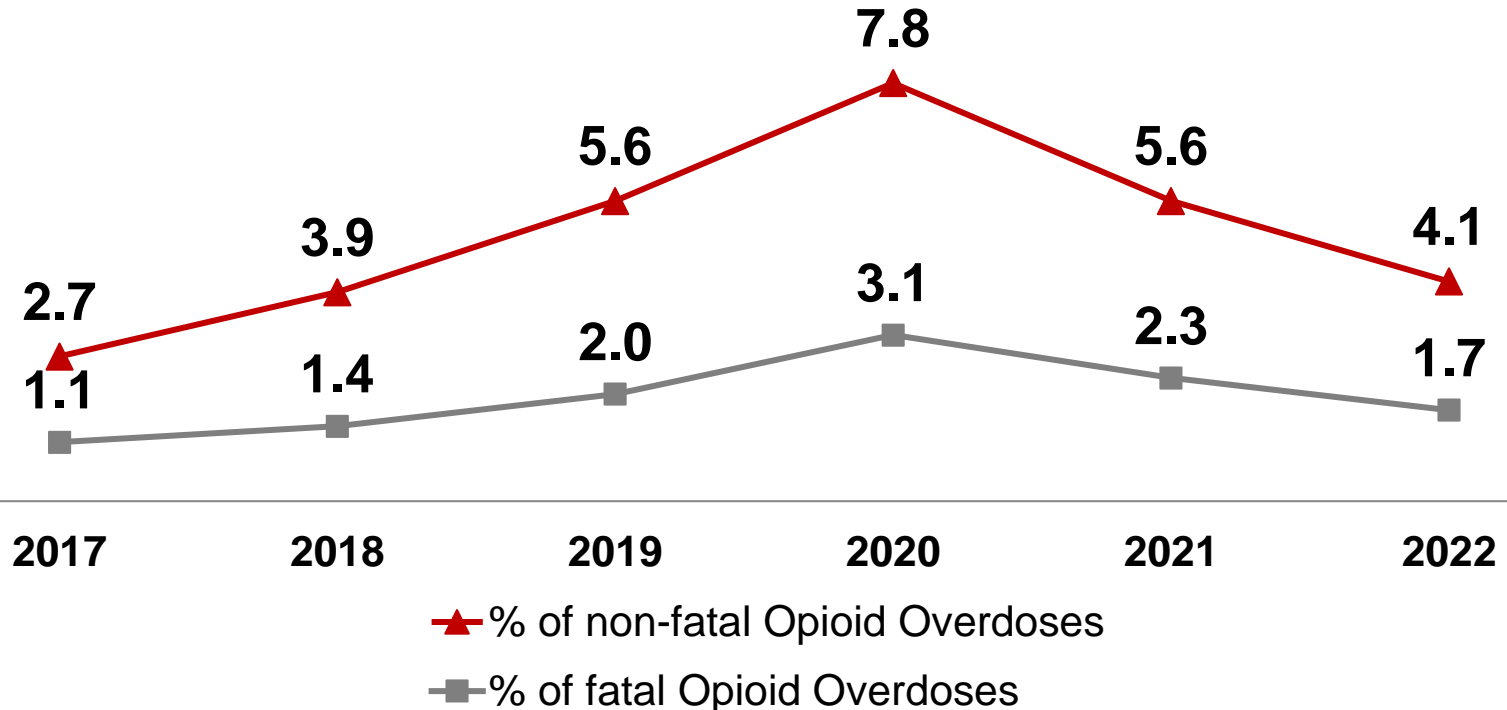


Among children ages 0-17 living in Arizona in 2022 there were...

**140 Non-fatal Opioid Overdoses**

**33 Fatal Opioid Overdoses**

**Fatal and Non-Fatal Opioid Overdoses among Persons  
(0-17 Years), 2017-2022**



Data Sources:

Non-Fatal Overdoses (Arizona - Medical Electronic Disease Surveillance Intelligence System (MEDSIS))

Fatal Overdoses (Arizona Vital Statistics, Death Certificates)

# From Arizona Child Fatality Review

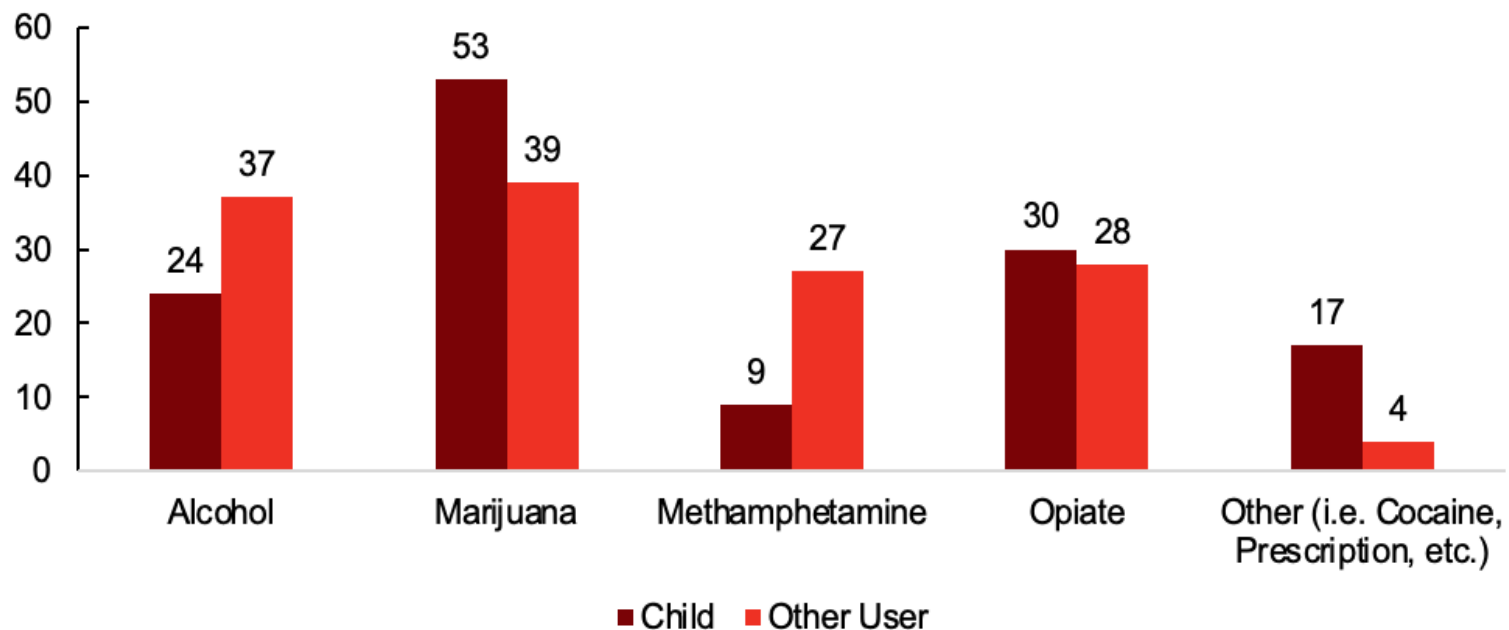
## In 2021

- 49 poisoning deaths
- 46 were opioid overdoses and fentanyl was responsible for 44

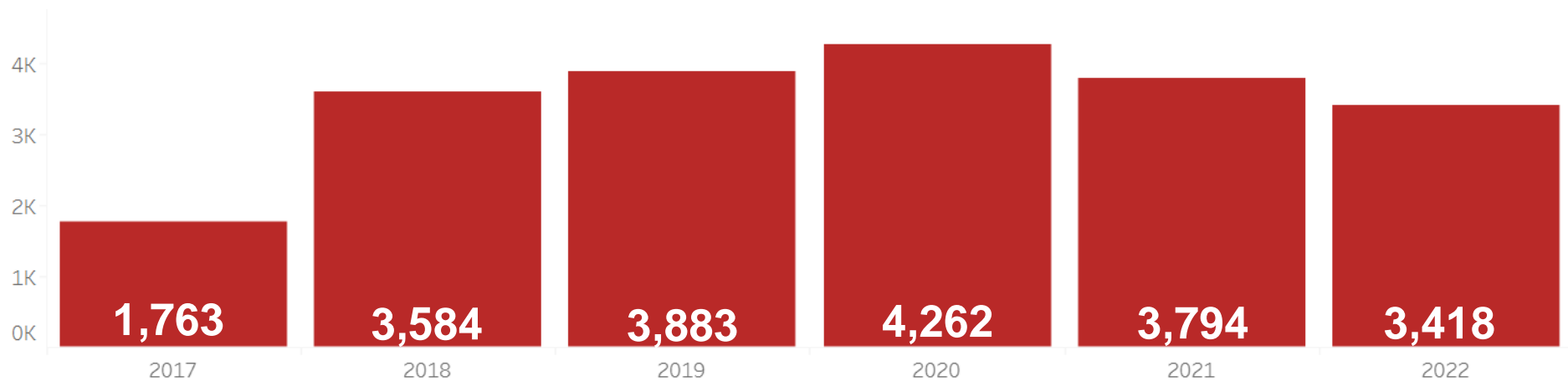
## In 2022

- 41 poisoning deaths
- 34 were opioid overdoses and fentanyl was responsible for 34

**Number of Substances Identified as Causing or Contributing to Child Deaths, by the Child or Other User, Ages 0-17 Years, Arizona, 2022 (n=163)**

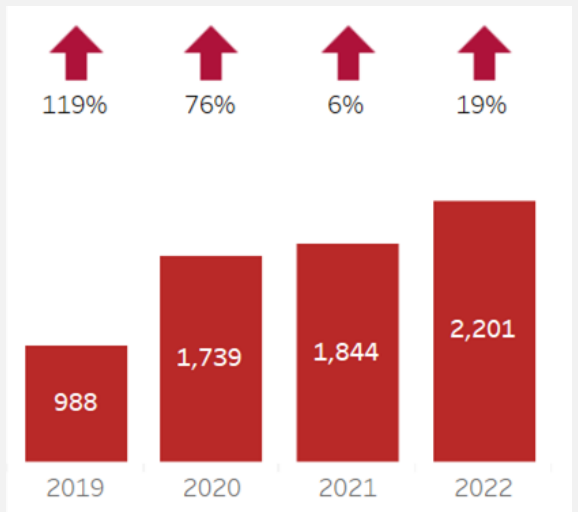


# Approximately **9** Arizonans a day had a non-fatal opioid overdose in 2022

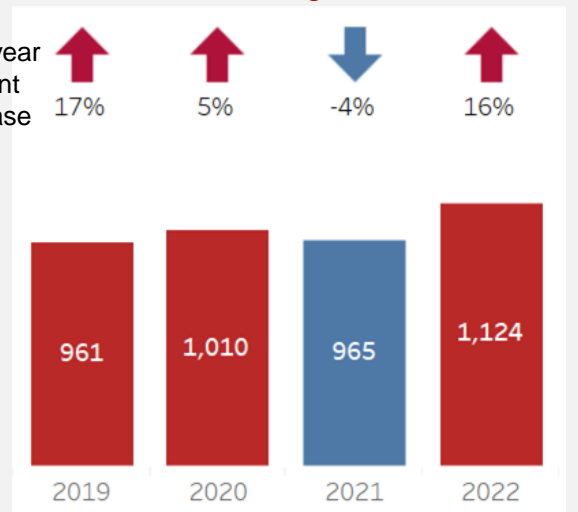


ADHS Opioid Dashboard: <https://www.azdhs.gov/opioid/index.php#dashboards-nonfatal-overdoses>

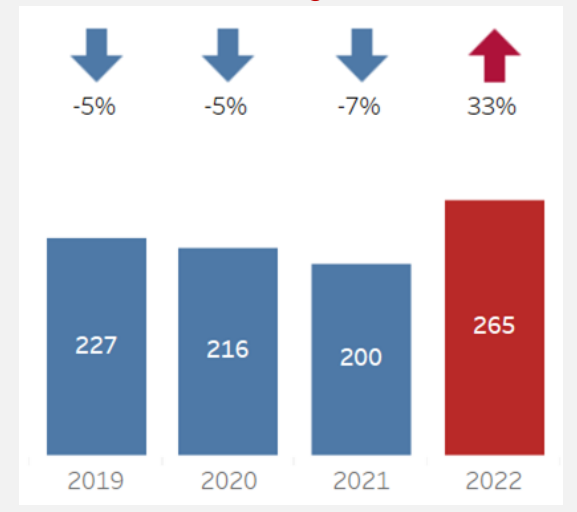
In 2022, 65% of non-fatal opioid events have involved fentanyl;  
level trend



In 2022, 33% of non-fatal opioid events have involved Meth/Amphetamine;  
increasing trend

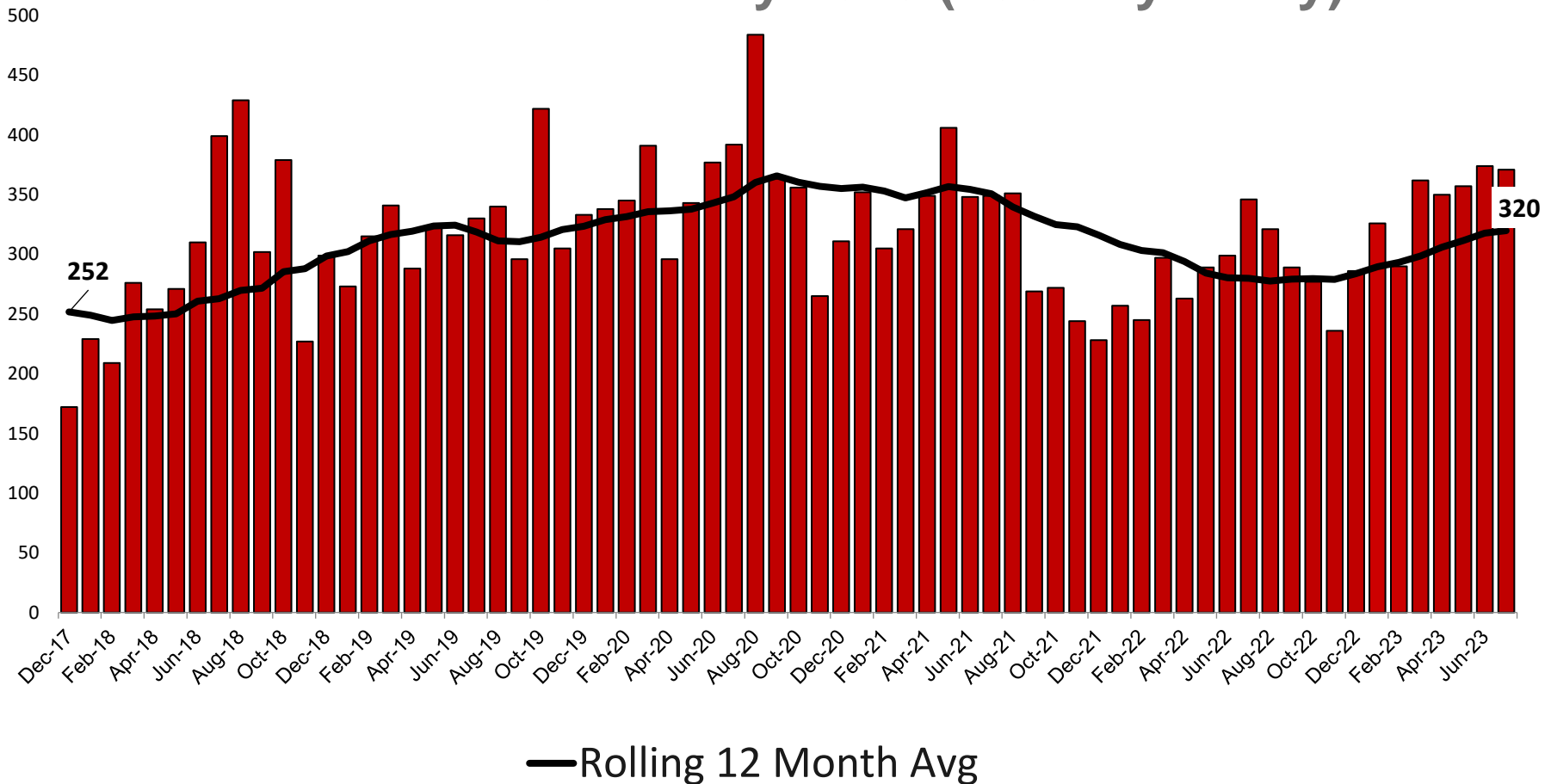


In 2022, 8% of non-fatal opioid deaths have involved Cocaine;  
Increasing trend



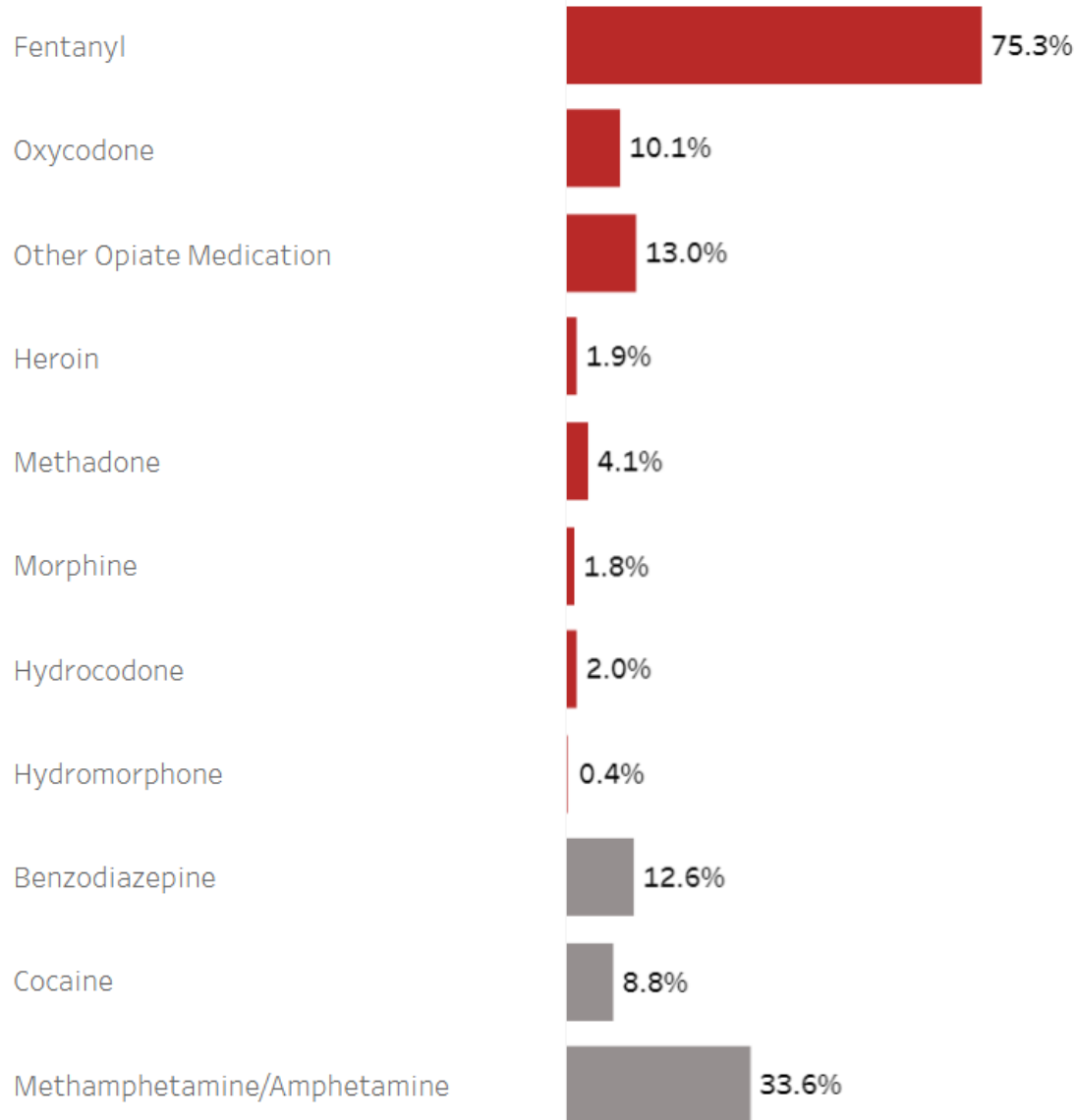
# The total number of non-fatal opioid overdose events decreased from 2021 to 2022

## Non-Fatal Opioid Overdose Events, Dec. 2017 - July 2023 (~30 Day Delay)




Data Source: MEDSIS

# In 2023, fentanyl is identified in 75% of non-fatal opioid overdoses



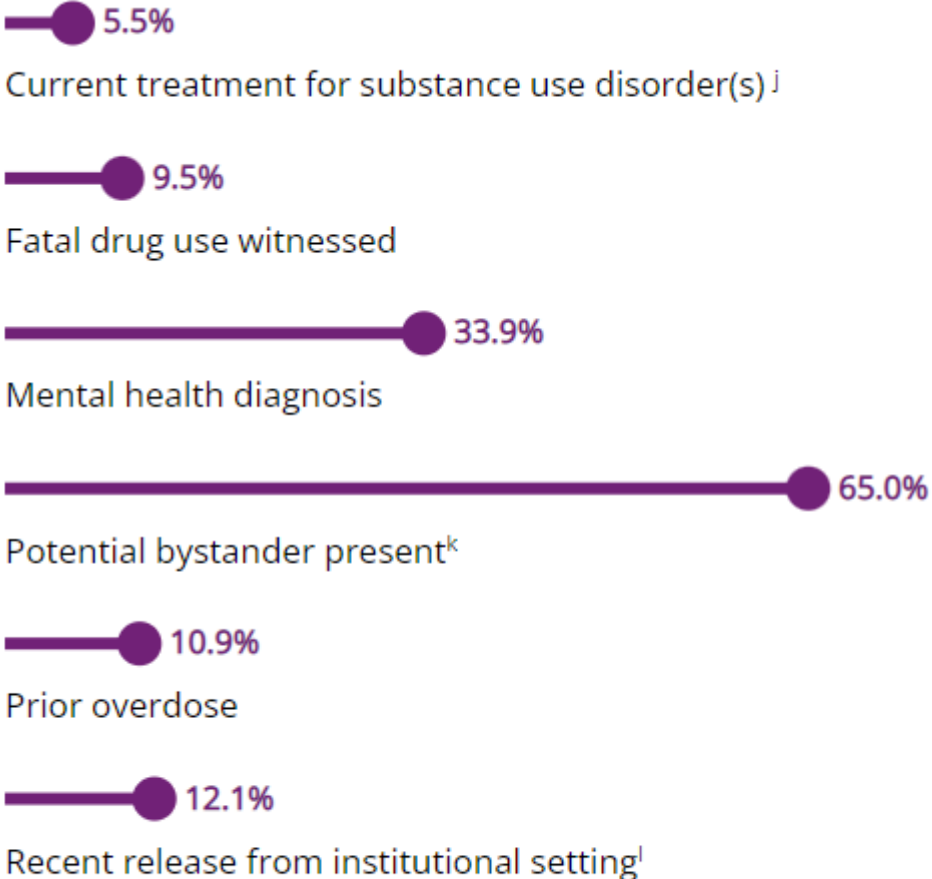
Accessed 8/27/23  
<https://www.azdhs.gov/opioid/#dashboards-drugs-nonfatal-overdoses>

# Potential opportunities for intervention (all unintentional drug overdoses in Arizona) include linkages to care or life-saving actions



80.9%

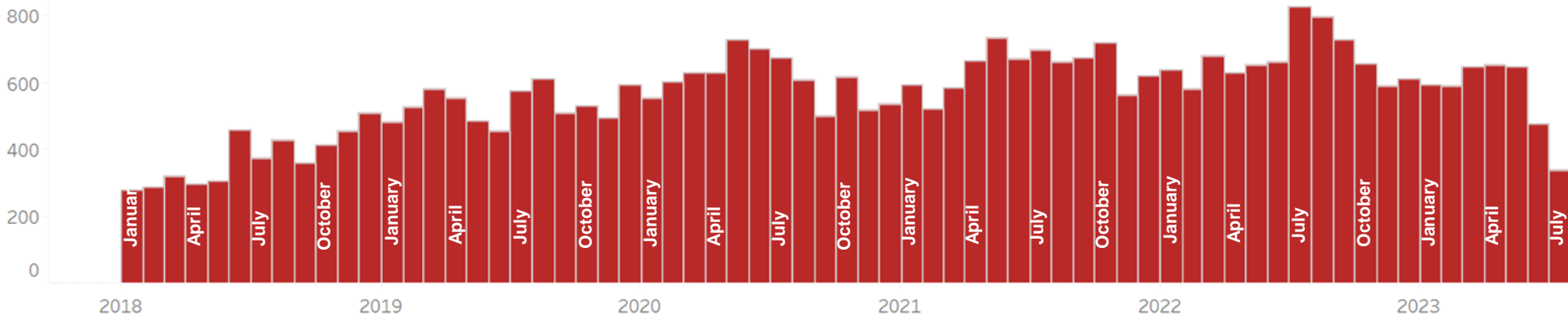
of drug overdose deaths had at least one potential opportunity for intervention



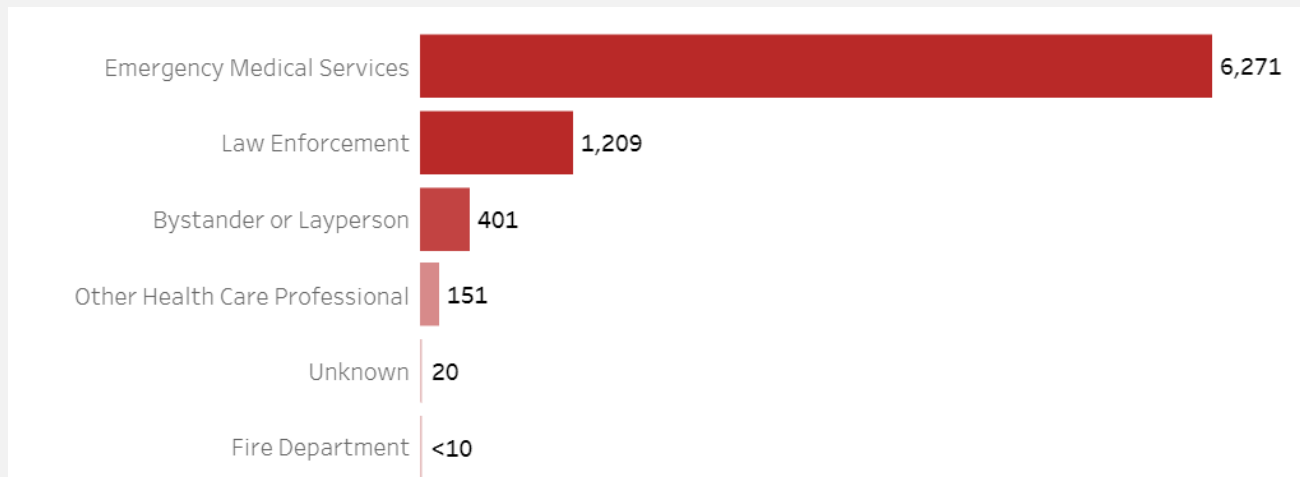
Circumstance percentages are only among decedents with an available medical examiner or coroner report

# Naloxone administered during pre-hospital/emergency medical services (EMS) responses for suspected opioid overdose responses **increased** during 2022. Monthly administrations have **remained relatively level** since then.

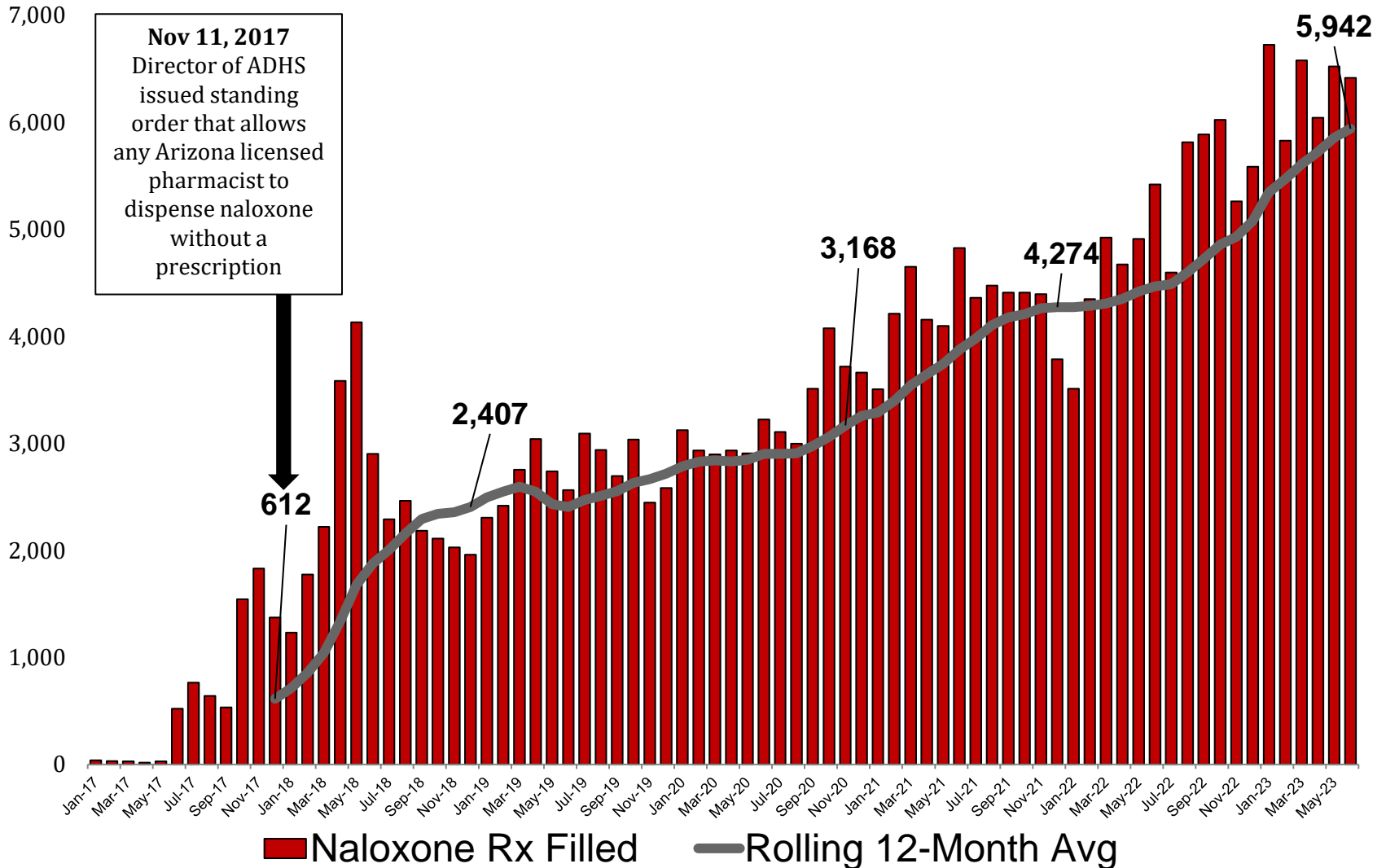
Suspected non-fatal opioid overdose responses with naloxone administered in Arizona by month



## In 2022, the majority of naloxone was administered by EMS and Law Enforcement



# The number of naloxone dispensed by pharmacies in Arizona has increased significantly since 2017.

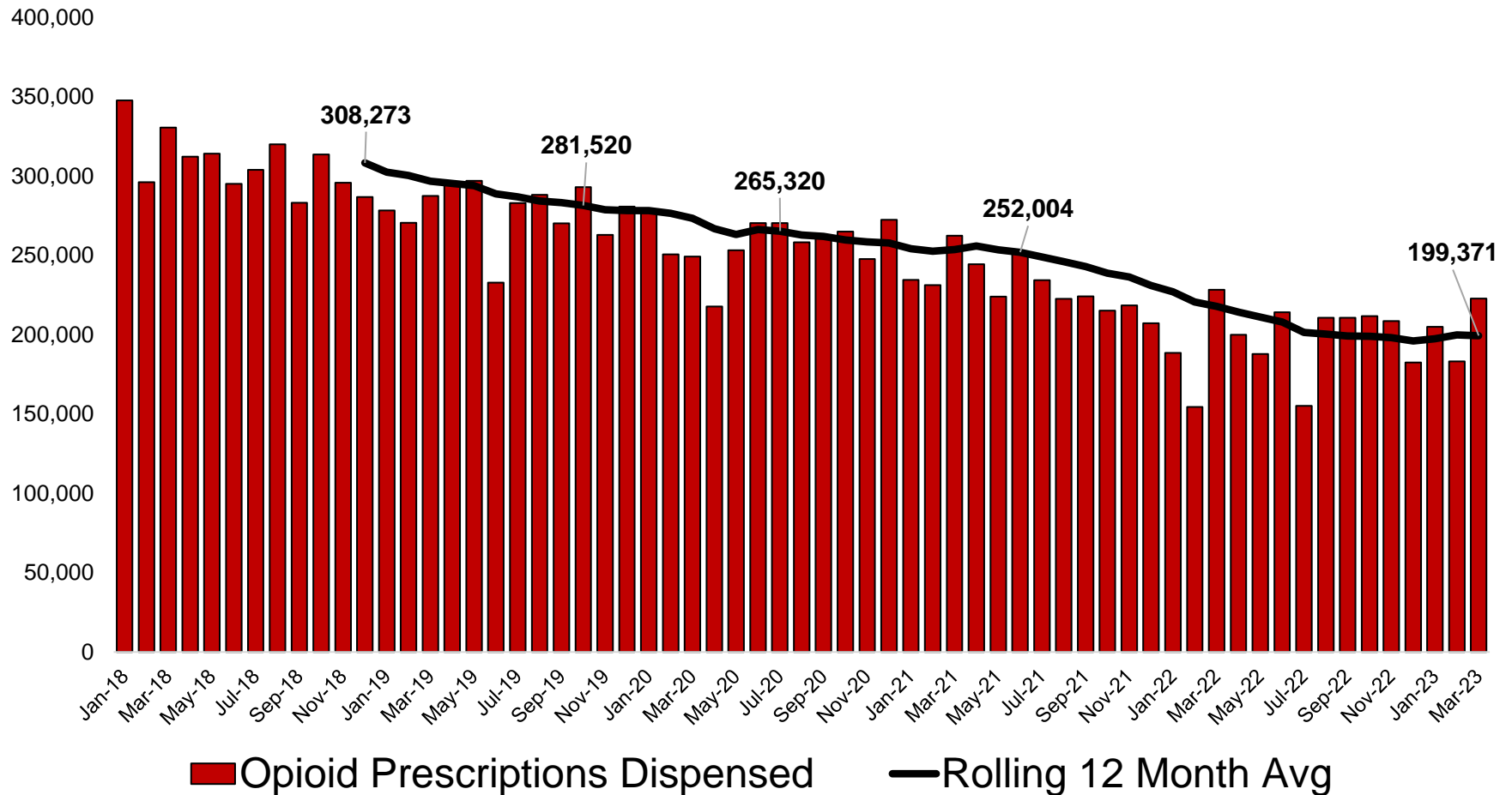


Data Source: Controlled Substance Prescription Monitoring Program (CSPMP).  
 Notes: Rolling average calculated as average number of events in previous 12 months.



# The number of opioid prescriptions dispensed in Arizona has **decreased** from 2018 to 2023


## Opioid Prescriptions Dispensed, Jan 2018 - Mar 2023



Data Source: Controlled Substance Prescription Monitoring Program (CSPMP).  
Notes: Rolling average calculated as average number of events in previous 12 months.

# Opioid Dashboard

<https://www.azdhs.gov/opioid/>

-  Curriculum
-  Dashboards
-  Employers
-  Naloxone
-  Neonatal
-  Reports

## Weekly Opioid Data

The public health emergency declaration initiated new reporting requirements to provide data related to opioids within five business days. Data is updated on a weekly basis every Thursday.

- Campaigns
- Clinicians
- Community Resources
- FAQs
- Laboratory Screening
- Law Enforcement & EMS
- History
- Reporting Requirements
- Training



Year  
2023

- 2,439**  
Verified Non-Fatal Opioid Overdose Events
- 799**  
Confirmed Opioid Deaths
- 5,011**  
Emergency and Inpatient Visits Involving Suspected Opioid Overdose
- 77%**  
Percent of EMS/Law Enforcement Responses for Suspected Opioid Overdoses with Naloxone Administered

Date Updated: 8/10/2023



# Highlighted Resources



# OARLine: <https://www.azdhs.gov/oarline/>

[AzOARLine@gmail.com](mailto:AzOARLine@gmail.com)



HOME

PATIENT

PROVIDER

ABOUT

- Provides health care clinicians with free consultations on patients with complex pain or OUD
- Staffed by medical professionals
- Provides information and referrals to the public

**Need Help With Opioids?  
We Are Always Here.**

Free, confidential hotline:  
1-888-688-4222



# Opioid Service Locator

<https://opioidservicelocator.azahcccs.gov/>

Are you looking for opioid use disorder services in the area?

Enter a zip code to find a program that is right for you or for your loved one.

Zip Code



Within

25 miles

Service Type(s)

ALL

Accepting Clients

Show Filters

Search

# ADHS Targeted Naloxone Distribution

- Available at no cost to law enforcement agencies, county health departments, EDs, CBOs such as prevention coalitions, harm reduction organizations, and shelters
- Distribute to more than 600 agencies across Arizona
- County naloxone distribution model
- Organizations may order directly from **[azdhs.gov/opioid](http://azdhs.gov/opioid)**
- For information, email **[azopioid@azdhs.gov](mailto:azopioid@azdhs.gov)**



## Fentanyl Test Strips

- Helps identify the presence of fentanyl in pills, powders, liquids, and surfaces
- Dual fentanyl/xylazine test strips now available
- \$100,000 per year



## DETERRA Bags

- DETERRA is a drug deactivation system
- \$50,000 per year for DETERRA Bags

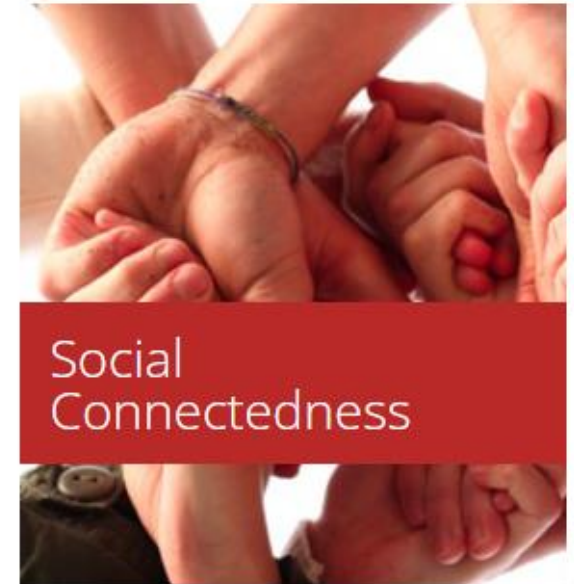


Organizations can request fentanyl test strips or DETERRA bags by emailing [azopioid@azdhs.gov](mailto:azopioid@azdhs.gov)

# Campaigns

<https://www.azdhs.gov/opioid/#campaigns>

## Campaigns





If you're in danger now, call 911. If you think you might harm yourself, call 988.



School Mental Health  
Champion Application

## NOT THAT WEIRD

There is no "normal" way a person should think, feel, or act. So why do we avoid talking about mental health? It's not weird. Let's talk about it.

Feedback & Support

### Mental Health Tip #1

Exercise, get enough sleep, and give your body the nutrients it needs



## Self-Care is The Best Care

Your mental health affects every aspect of your life. How you think. How you feel. And how you relate to everybody around you. Practice self-care; it's the best thing you can do for yourself.

[azhealth.gov/YouthMentalHealth](https://www.azhealth.gov/YouthMentalHealth)

# For More Information

**azdhs.gov/opioid**  
**azopioid@azdhs.gov**

**Sheila Sjolander, MSW**  
**Deputy Director**  
**sheila.sjolander@azdhs.gov**

